



**Electrolux**  
PROFESSIONAL

## Modular Cooking Range Line thermaline 85 - 2 Zone Infrared Top, 1 Side with Backsplash

ITEM # \_\_\_\_\_

MODEL # \_\_\_\_\_

NAME # \_\_\_\_\_

SIS # \_\_\_\_\_

AIA # \_\_\_\_\_



588505 (MBCBBDOAO)

Infrared Top, 2 zones, one-side operated with backsplash

### Short Form Specification

#### Item No. \_\_\_\_\_

Unit constructed according to DIN 18860\_2 with 20 mm drop nose top. Internal frame for heavy duty sturdiness in stainless steel. 2 mm top in 1.4301 (AISI 304). Flat surface construction, easily cleanable. THERMODUL connection system enables seamless worktop when units are connected and avoids soil penetrating. Glass ceramic cooking surface with 9 power levels and 2 independently controlled infrared heating zones. Overheat protection switches off the supply in case of overheating. Standby function saves energy and quickly recovers maximum power. Metal knobs with embedded hygienic silicon "soft" grip enable easier handling and cleaning. Residual hot warning system enables safe operations. IPX5 water resistance certification.

Configuration: One side operated top with backsplash. The base needs to be supplied by the factory. Please include appropriate base.

### Main Features

- Overheat protection: the temperature sensor switches off the supply in case of overheating.
- Pans can easily be moved from one area to another without lifting.
- The smooth glass-ceramic surface can be quickly and easily cleaned, thus providing maximum hygiene.
- All major components may be easily accessed from the front.
- THERMODUL connection system creates a seamless work top when units are connected to each other thus avoiding soil penetrating vital components and facilitating the removal of units in case of replacement or service.
- Metal knobs with embedded hygienic "soft-touch" grip for easier handling and cleaning. The special design of the controls prevents infiltration of liquids or soil into vital components.
- 9 power levels.
- Residual hot warning system for safe operations.
- Glass ceramic cooking surface with 2 independently controlled infrared heating zones.

### Construction

- Control light for each zone.
- 2 mm top in 1.4301 (AISI 304).
- Flat surface construction with minimal hidden areas to easily clean all surfaces
- Internal frame for heavy duty sturdiness in 1.4301 (AISI 304).
- IPX5 water resistance certification.
- Unit constructed according to DIN 18860\_2 with 20 mm drop nose top.

### Sustainability



- This model is compliant with Swiss Energy Efficiency Ordinance (730.02), only if including the pot detection device accessory.

### Optional Accessories

- |   |            |                          |
|---|------------|--------------------------|
| • Scraper for cook tops                                     | PNC 910601 | <input type="checkbox"/> |
| • Connecting rail kit for appliances with backsplash, 850mm | PNC 912498 | <input type="checkbox"/> |
| • Portioning shelf, 400mm width                             | PNC 912522 | <input type="checkbox"/> |
| • Portioning shelf, 400mm width                             | PNC 912552 | <input type="checkbox"/> |
| • Folding shelf, 300x850mm                                  | PNC 912579 | <input type="checkbox"/> |
| • Folding shelf, 400x850mm                                  | PNC 912580 | <input type="checkbox"/> |
| • Fixed side shelf, 200x850mm                               | PNC 912586 | <input type="checkbox"/> |
| • Fixed side shelf, 300x850mm                               | PNC 912587 | <input type="checkbox"/> |
| • Fixed side shelf, 400x850mm                               | PNC 912588 | <input type="checkbox"/> |
| • Back panel, 400x700mm, for units with backsplash          | PNC 913009 | <input type="checkbox"/> |
| • Endrail kit, flush-fitting, with backsplash, left         | PNC 913115 | <input type="checkbox"/> |
| • Endrail kit, flush-fitting, with backsplash, right        | PNC 913116 | <input type="checkbox"/> |

APPROVAL: \_\_\_\_\_

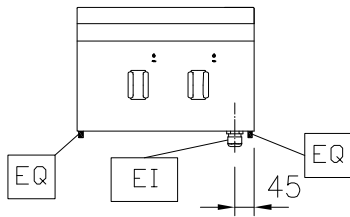


Experience the Excellence  
[www.electroluxprofessional.com](http://www.electroluxprofessional.com)

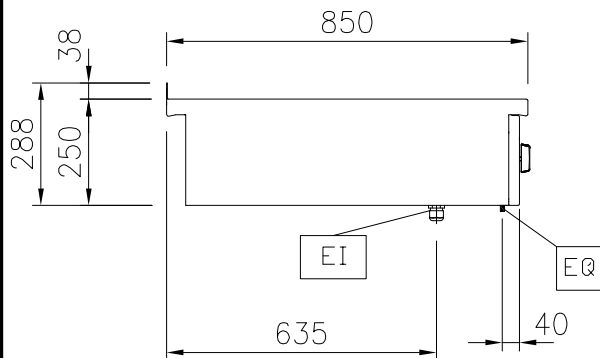
- |  |            |                          |
|--|------------|--------------------------|
| • Endrail kit (12.5mm) for thermaline 85 units with backsplash, left                           | PNC 913206 | <input type="checkbox"/> |
| • Endrail kit (12.5mm) for thermaline 85 units with backsplash, right                          | PNC 913207 | <input type="checkbox"/> |
| • U-clamping rail for back-to-back installations with backsplash (to be ordered as S-code)     | PNC 913226 | <input type="checkbox"/> |
| • Insert profile, d=850mm  | PNC 913231 | <input type="checkbox"/> |
| • Pot detection for infrared - 2 zones   | PNC 913293 | <input type="checkbox"/> |
| • Stainless steel side panel (12,5mm), 850x400mm, left side, wall mounted                      | PNC 913632 | <input type="checkbox"/> |
| • Stainless steel side panel (12,5mm), 850x400mm, right side, wall mounted                     | PNC 913633 | <input type="checkbox"/> |
| • Stainless steel side panel (12,5mm), 850x400mm, flush-fitting, left side, wall mounted       | PNC 913634 | <input type="checkbox"/> |
| • Stainless steel side panel (12,5mm), 850x400mm, flush-fitting, right side, wall mounted      | PNC 913635 | <input type="checkbox"/> |
| • Additional wall mounting fixation - US   | PNC 913640 | <input type="checkbox"/> |
| • Wall mounting kit top - TL85/90 - Factory Fitted   | PNC 913648 | <input type="checkbox"/> |
| • Filter W=400mm   | PNC 913663 | <input type="checkbox"/> |
| • Electric mainswitch 25A 4mm <sup>2</sup> NM for modular H800 electric units (factory fitted) | PNC 913676 | <input type="checkbox"/> |

## Modular Cooking Range Line thermaline 85 - 2 Zone Infrared Top, 1 Side with Backsplash

Front

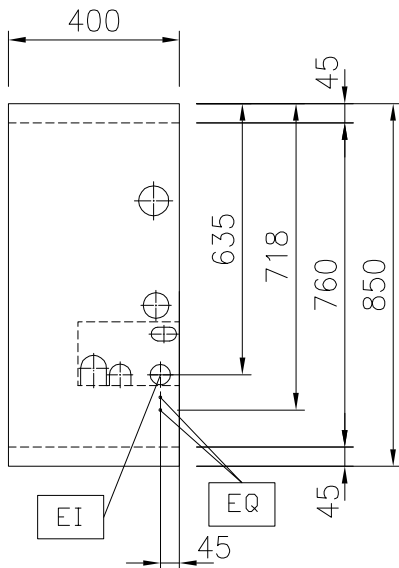


Side



EI = Electrical inlet (power)  
EQ = Equipotential screw

Top



### Electric

Supply voltage: 400 V/3N ph/50/60 Hz  
Electrical power, max: 8 kW

### Key Information:

External dimensions, Width: 400 mm  
External dimensions, Depth: 850 mm  
External dimensions, Height: 250 mm  
Net weight: 22 kg  
Configuration: One-Side Operated;Top  
Front Plates Power: 4 - 0 kW  
Back Plates Power: 4 - kW  
Front Plates dimensions: 320x330  
Back Plates dimensions: 320x330

### Sustainability

Current consumption: 17.3 Amps